



FJD RM21

ROBOTIC MOWER

NEW COMMERCIAL TURFCARE ERA STARTS HERE

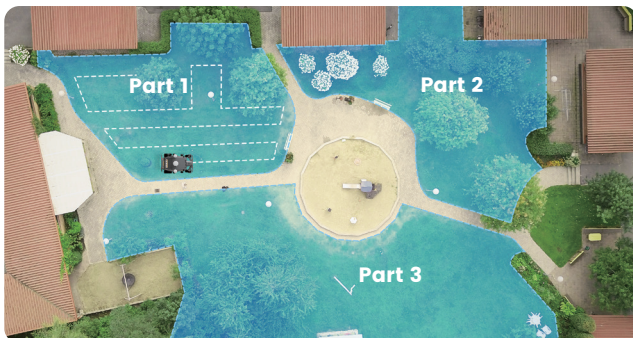
The best turf shines in the real season. That's the motivation driving the RM21 to redefine turf caring for sports fields or sod farms. Designed with pure electric drive for quiet, oil-free performance, it's built with a smart control system and a large-capacity battery, giving you all the eco-friendly efficiency you need to let your landscaping business roll.

TECH-DRIVEN LAWN CARE REIMAGINED




Accurate and efficient mowing

Cut grass with centimeter-level positioning accuracy, giving efficiency a boost while reducing the risk of mowing lapse, mowing task omission or repetitive working.




One-click multi-field management

Support mowing multiple zones in a single task to save your valuable time & effort in managing your property, helping you invest more time on critical tasks.



Smart path planning

Plan optimal mowing paths automatically with built-in precision algorithms, relieving your anxiety when working on the labor-intensive mowing tasks.



Automatic mowing on complex terrain



Leverage LiDAR tech to create a 3D map of the terrain, making it a breeze to safely mow in challenging areas such as under trees or around objects.

PROTECTION MEETS INNOVATION



360° real-time object detection

Leverage LiDAR to detect surrounding objects and eliminate blind spots, giving you an extra layer of safety through rapid obstacle avoidance and collision prevention.



Comprehensive protection

Safeguard itself with collision bumpers, lift protection and raining monitoring, meeting your need for a safe and flawless mowing operation.

Easier and smarter mowing

Offer the convenience of app control, allowing you to manage your mower or schedule in real time even when you're out of town.

RELIABLE PERFORMANCE



No more battery anxiety

Return automatically to the charging station for auto-recharging when the battery life is low, reducing the need for manual intervention and improving working efficiency.



No more worry about slopes

Climb slopes or inclines of up to 20° without getting stuck, ensuring a consistently smooth ride over tricky terrain.

APPLICATION SCENARIOS



Sports Field



Sod Farm



Golf Course

SPECS

Weight (with 2 batteries)	375 lb/170 kg	Ground Speed	0–3.7 mph/0–6 km/h
Dimensions	L52.4×W33.6×H38.6 inch L1330×W853×H980 mm	Max Operation Area per Three Days	93600 m ² /23 acre
Number of Blades	1	Max Operation Area per Charge	3.2 acre/13000 m ²
Cutting Height	0.8–5 inch/20–127 mm	Average Working Time	5 h
Cutting Width	25 inch/635 mm	Maximum Gradeability	≤20°
Battery Capacity	4 kWh	Standard Charging Time	5 h
Battery Voltage	48 V DC	Fast Charging Time	2.5 h
		IP Rating	IPX4

Note:

1. The cutting height can be adjusted up to 20mm/0.8 inches only on flat lawns. For uneven lawns, keep the height above 30mm/1.2 inches.
2. Working area capacity is variable due to grass type, soil, cutting height and slope.

Free Quote:

sales.global@fjdynamics.com

Address:

15 SCOTTS ROAD #03-12, Singapore

CREATE FOR A BETTER WORLD

Copyright © FJDynamics. All rights reserved.

FJDynamics.com

